



LET'S TALK ABOUT MONEY

By: Arianna, Shelby, and Ashley

GOALS:

Our Standard: AR. Math.Content.2.MD.C.8

Solve word problems involving dollar bills, quarters, dimes, nickels, and pennies, using \$ and ¢ symbols
Appropriately

Today we are going to talk about...

- Coins and their value
- How to add money
- How to subtract money
- How to make a dollar using different coins

WHAT DO WE KNOW?

Penny



1 cent

Nickel



5 cents

Dime



10 cents

Quarter



25 cents

\$

DOLLAR SIGN

**HOW MANY CENTS ARE IN
A DOLLAR?**



100 CENTS

¢

CENT SIGN

PRACTICE...
HOW MUCH MONEY IS THERE?



9 CENTS

PRACTICE...
HOW MUCH MONEY IS THERE?



62 CENTS

PRACTICE...

HOW MUCH MONEY IS THERE?



100 CENTS OR





1 DOLLAR

• MARKET •




DRAG THE ITEMS INTO THE CART.



To edit the price tags, go to Slide > Edit Master (Google Slides) or View > Slide Master (PowerPoint)

HOW MUCH IS IT?




Can you calculate the total?



80¢




TIME TO PAY!



80¢


DRAG THE ITEMS INTO THE CART.



To edit the price tags, go to Slide > Edit Master (Google Slides) or View > Slide Master (PowerPoint)

HOW MUCH IS IT?


Can you calculate the total?



\$1.15



TIME TO PAY!



\$1.15

WRAP-UP QUESTION

Bob has 25 cents. Suzie gives Bob 35 cents. How much money does Bob have now?

Bob wants to buy his mom a flower that costs 27 cents. How much money does he have left?