

Adding & Subtracting with Money


**EMPACTS Project Math Structures II
(Spring 2023)**

Meet Our Team

HELLO!



Arianna




Ashley



Shelby

Where We Taught...

Our team collaborated with
K-12 Mentor, Crystal Harry, in
her 2nd grade class at
Tucker Elementary School.





Project Introduction


You are preservice teachers taking a math structures course where you are learning mathematical systems and applying one specifically as you work with a K-12 faculty mentor to develop lesson plans and activities that meet specific math standards and grade level.



What We Taught ...

- We taught standard- **AR. Math.Content.2.MD.C.8**

“Solve word problems involving dollar bills, quarters, dimes, nickels, and pennies, using \$ and ¢ symbols appropriately.”



Our Objectives...

- To review coin identification and value
- To practice adding and subtracting using coins
- To practice making a dollar with change

What We Did...

Our group made a slideshow for the class to introduce the concept. We made the presentation interactive and the students were engaged the entire time.

Talking About Money- Presentation





The Lesson Presentation





3 Stations



Station #1...

One station the students worked on a worksheet to practice adding visual images of coins.



Station #2


In station 2 the students found different ways to make a dollar using the manipulatives.



Station #3...

Station three was buying and selling different objects at the store: more specifically pencils and erasers.






Our stations served a dual purpose.

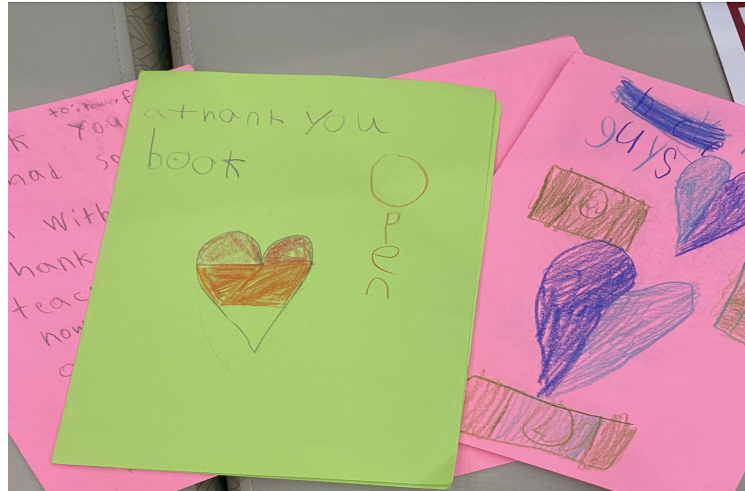
The students were able to practice what they had learned.

The stations also acted as an informal assessment for our group to check the students' understanding.





The Students wrote us thank you letters!!!



What did we learn?

EMPACTS Skills

- Teamwork
- Problem solving
- Time management
- Communication
- Use of Technology

Teaching Skills

- Classroom management
- Used mathematical standards to Develop lesson and activities
- How to assess learning
- Time management






Acknowledgements

A huge thank you to...

Crystal Harry for allowing us to teach her class

Professor Phillips for helping get us on our feet

Professor Whitmore for this opportunity





Citations

<https://luckylittlelearners.com/2nd-grade-math-money-worksheets/>

